



Recrea

Educación para refundar 2040





¡Así como la vida educa
la educación da vida!



Recrea
Educación para refundar 2040



Educación





Secundaria

FICHA DIDÁCTICA

**Semana 2 (31 de agosto al 04
de septiembre)**

Lengua extranjera. Inglés 2°

REFORZAMIENTO 1ER GRADO

AMBIENTES SOCIALES DE APRENDIZAJE

Familiar y comunicativo.

ACTIVIDAD COMUNICATIVA

Intercambios asociados a información de uno mismo y de otros.

PRÁCTICA SOCIAL DEL LENGUAJE

Intercambia cumplidos, gustos y aversiones en una entrevista.

APRENDIZAJES ESPERADOS


- **Entiende el sentido general y las ideas principales en los diálogos.**
 - **Expone cumplidos, gustos y aversiones en diálogos escritos.**



¿Qué queremos lograr?

¿Recuerdas cómo puedes expresar tus gustos y/o disgustos en inglés?

Con las actividades a realizar, recordarás la forma de como puedes expresar tus gustos o disgustos utilizando: like, dislike, love or hate.



¿Qué contenidos conoceremos?

- Personal pronouns.
- Verb to be
- Affirmative sentences with “like”.
- Negative sentences with “dislike”.
- Questions and answers sentences with “like or dislike”.



¿Qué necesitamos?



Materiales

Libro de texto de inglés 1er grado de secundaria

Cuaderno de apuntes

Videos de apoyo:

- **Do you like milk?**
<https://www.youtube.com/watch?v=H5JIHCNKfbl&t=7s>
- **El verbo like en inglés – clase 1**
<https://www.youtube.com/watch?v=fYhqwOpwwDM>
- **Learn English: I like to / I don't like to**
<https://www.youtube.com/watch?v=fYhqwOpwwDM>

Dispositivo electrónico con acceso a internet.

¡Para Iniciar!



- **¿Recuerdas cómo puedes expresar tus gustos y/o disgustos en inglés?**

Si no es así, no te preocupes que las actividades que se te proponen te ayudarán a lograrlo.

REALIZA LO QUE SE TE PIDE

1. Fill in the blanks with the pronoun that substitutes the underlined nouns.

_____ Maria is a student.

_____ Lupita and Pedro are brothers.

_____ Jessica and I are friends.

_____ Carlos is my teacher.

_____ The actor is bad.

_____ The pencils are old.

_____ My mother is short.

_____ The students are happy.

_____ My family and I are on vacations.

_____ The pencil is old.

2. Complete with am/is/are

a. I _____ Mexican.

b. Roger _____ a police.

c. Miriam _____ pretty.

d. She _____ my teacher.

e. The house _____ old.

f. Tom and Ana _____ friends.

g. They _____ tall.

h. You _____ single.

i. It _____ red.

j. Lupita and I _____ family.

¡A Trabajar!



- Ya recordamos los pronombres personales y la conjugación del verbo To be.
- Ahora vamos a utilizarlas para que puedas expresar, de ti y de otras personas, lo que les gusta o disgusta, usando: like, dislike, hate or love.

Continúa realizando lo que se pide.



3. Observa el vídeo

<https://www.youtube.com/watch?v=H5JLHCNKfbI&t=7s> (Theme 16. Like - Do you like milk? | ESL Song & Story - Learning English for Kids)

A partir de la información presentada en el video, cambia al inglés las siguientes preguntas:

- ¿Qué color te gusta? _____
- ¿Te gusta la pizza? _____
- ¿Te gusta el pastel de chocolate?

4. Analiza la información contenida en las siguientes tablas

To talk about like and dislikes, you can use these expressions

Expressing likes	Expressing dislikes
Like	Don't like / Dislike
Love	Hate
Enjoy	Detest
I'm crazy about	I can't stand

Remember, when we use these expressions we use a verb in -ing form.

Verb "Like" Present simple

Affirmative	Negative	Questions
I like	I don't like	Do I like...?
You like	You don't like	Do you like...?
He likes	He doesn't like	Does he like...?
She likes	She doesn't like	Does she like...?
It likes	It doesn't like	Does it like...?
We like	We don't like	Do we like...?
You like	You don't like	Do you like...?
They like	They don't like	Do they like...?

5. Complete the chart

Affirmative	Negative	Question	Yes	No
I like cheese			Yes, I do	
		Do You like soccer?		
	I do not like soda			
She likes to help people				No, She does not
	He does not like to play the piano.		Yes, He does	
		Does your mother like to cook?		
My father likes to play baseball				No, He does not
	My sister does not like to sing		Yes, she does	

6. Complete the letter with your information

Date: _____

Dear _____

How are you? I'm O.K. You asked about my family. Well, my mother's name is _____.

She likes _____. She doesn't like _____ and she hates _____.

My father's name is _____ and he likes _____, my father hates _____ and he loves _____. What does your Mother and Father like? Please tell me about it.

Regards,

El verbo LIKE en inglés - clase 1



I don't like potato chips



Para ampliar el conocimiento...

7. Observa el vídeo

<https://www.youtube.com/watch?v=fYhqwOpwwDM>

Al finalizar pon en práctica lo aprendido respondiendo la siguientes preguntas.

- a) **What sports do you like?**

- b) **Does your father like baseball?**

- c) **Do you like to swim?**

- d) **Does your mother like cooking?**

- e) **Does your sister like mathematics?**

- f) **Do you like parties?**

8. Grammar Explanations

- When expressing general preferences the verb **like** is used in the same way as the rest of the verbs in the simple present.
- With the pronouns **I, You, We, They** we use **like** for the affirmative form and **don't like** for the negative.
- With the pronouns **He, She, It** we use **likes** for the affirmative form **doesn't like** for the negative.
- We form questions by using: **Do** + pronouns (**I, You, We, They**) + **like** + complement?
And **Does** + pronouns (**He, She, It**) + **like** + complement?
- We answer questions using the same **auxiliars** as for the questions.

9. Look at the information about Chris, Ana, Kate, and Luis. What kind of food do they like?

	Japanese food	Chinese food	Spain food	Italian food
Chris	No	No	No	Yes
Ana	Yes	Yes	Yes	Yes
Kate	No	Yes	Yes	No
Luis	No	No	Yes	Yes

Now complete the questions and responses. Use short responses.

1. Question: _____ Chinese food?

Answer: No, he doesn't.

2. Question: _____ Japanese food?

Answer: Yes, she does.

3. Question: Do Ana and Luis like Italian food?

Answer: _____.

4. Question: _____ Chinese food?

Answer: No, they don't.

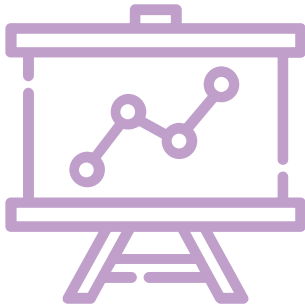
5. Do Ana and Kate like Spain food?

Answer: _____.

6. Question: _____ Spain food?

Answer: No, he doesn't.

Productos/ Retroalimentación



¿Qué nos gustó de lo que hicimos hoy?

Has llegado a la última etapa de esta clase, los materiales analizados y las actividades realizadas te han permitido practicar la redacción de preguntas y respuestas que expresan gustos y disgustos.

Ahora te falta practicar la pronunciación.

Para profundizar en el tema...

10. Observa el video Learn English: I like to I don't like to
<https://www.youtube.com/watch?v=n4f7fuvFnsu>




Posteriormente practica la pronunciación de las siguientes preguntas y respuestas. Graba un audio o video de la actividad.

Pronunciation

- Does your mother like dancing?
- Yes, she does.
- Do you like apples?
- No, I don't.
- Does your father love back horse riding?
- Yes, he does.
- Do your friends like oranges?
- Yes, they do

¿Para saber más?



Referentes bibliográficos

Lengua extranjera. Inglés. Plan y programas de estudio, orientaciones didácticas y sugerencias de evaluación. Aprendizajes Clave. Educación básica. SEP. 2017

Inglés I Apuntes. Libro del alumno 1er grado. SEP. 2008.

MARSALL, S. Beats 1 secondary, Activity Book. Princetown-correo del maestro. SEP 2019

MICHAEL, R. Pearson English Interactive. Activity and Resource Book 1. Person 2015.

Video: Do you like milk?

<https://www.youtube.com/watch?v=H5JlHCNKfbI&t=7s>

Video: El verbo like en inglés – clase 1

<https://www.youtube.com/watch?v=fYhqwOpwwDM>

Video: Learn English: I like to I don't like to

<https://www.youtube.com/watch?v=n4f7fuvFnsW>



Educación

